

Premium Range **Topaz**

FEATURED JETS



10 x 127mm Rotational Jets



9 x 89mm Directional Jets



45 x 51mm Directional Jets



FEATURES


People	3
Dimensions	2200 x 1560 x 900mm
Seat layout	1 seat + 2 loungers
Jets	64
LED Lighting	✓ Premium
Music	Bluetooth
Ozone	✓
Insulation	Platinum Premium Shield
Electrical Supply Required	32 AMP
Heater	3kw
Pumps	2 x 3 HP
Circulation Pump	1 x 0.53 HP

CHOOSE YOUR COLOUR


SHELL COLOURS



Sterling Silver




Midnight Canyon



Odyssey

CABINET COLOURS



Grey